


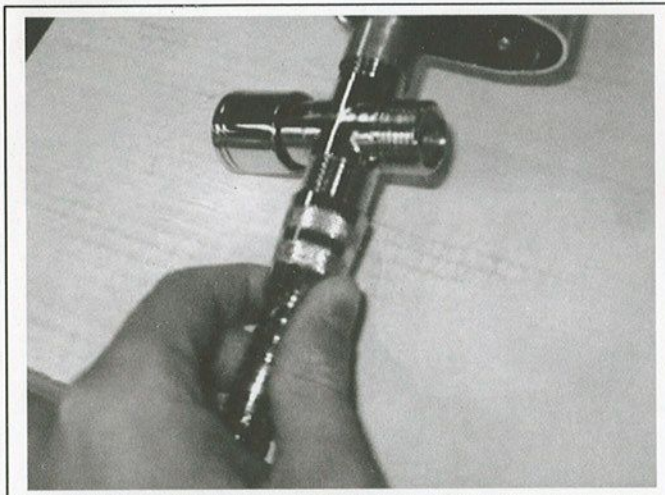



These instructions are for fitting the two flexible hoses to the bottom section of the kit.



Remove the two screws, you will then be able to remove the bottom section



Attach the flexible hoses and then re-assemble the two pieces of bottom section



Push the bottom section upwards so that the holes align. When they align insert the screws.